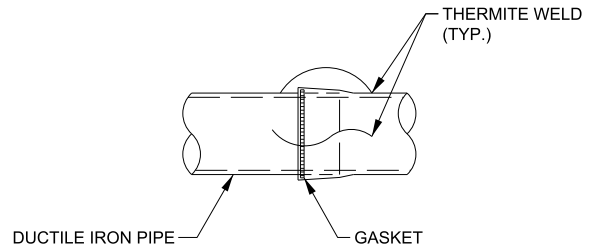
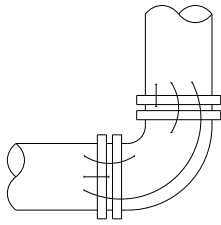


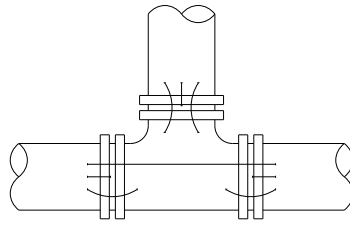
MECHANICAL JOINT



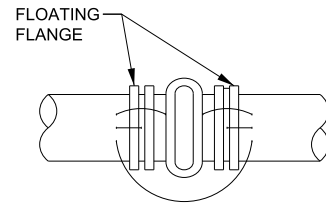
PUSH ON JOINT



BEND



TEE



VALVE

NOTE

1. BONDING ARRANGEMENTS SHALL APPLY WHERE BONDING IS SPECIFIED FOR DUCTILE OR CAST IRON PIPE.



PUBLIC WORKS  
STANDARD DRAWING

REV. DATE: FEBRUARY 2015

APPROVED BY

DRAWN BY

WT

AECOM

STD. DWG. NUMBER

SCALE

**3-2-2**

N.T.S.

METALLIC PIPE BONDING