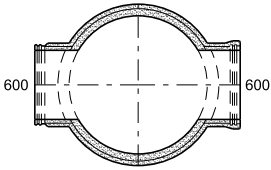
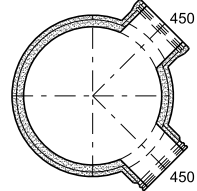
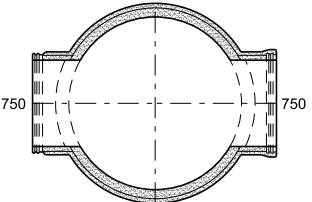
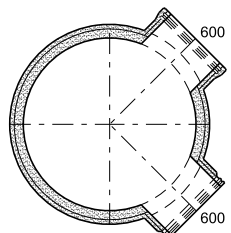
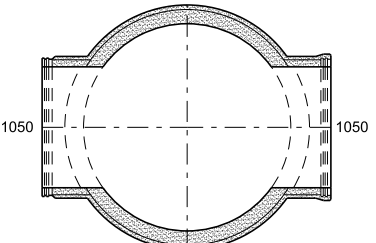
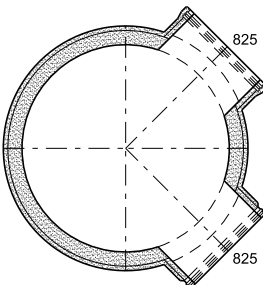
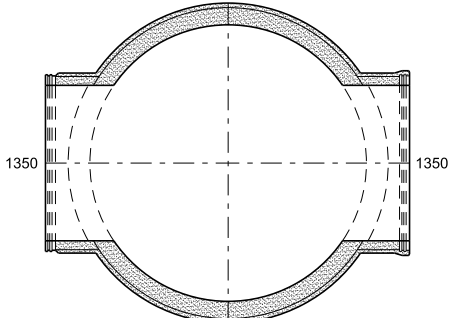
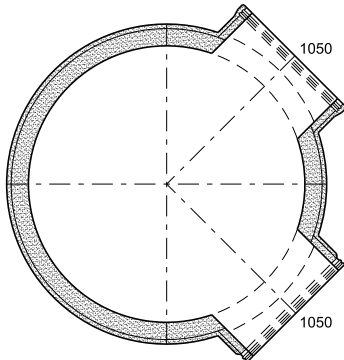


CONCRETE PRESSURE PIPE MAINTENANCE HOLES		
MAINTENANCE HOLE BASE SIZE (mm)	MAX. PIPE SIZE FOR STRAIGHT THROUGH INSTALLATION (mm)	MAX. PIPE SIZE FOR RIGHT ANGLE INSTALLATION (mm)
1200		
1500		
1800		
2400		

NOTE

1. REFER TO STANDARD DRAWING 2-7-1 FOR GENERAL NOTES PERTAINING TO CPP MAINTENANCE HOLES.



**PUBLIC WORKS
STANDARD DRAWING**

REV. DATE: AUGUST 2020

REVISION NUMBER: 2

FOR REVISION TRACKING
REFER TO STD. DWG. 2-0-2

APPROVED BY

DRAWN BY

A.P.

AINLEY GROUP

STD. DWG. NUMBER

SCALE

2-7-11

N.T.S.

NEW AWWA C30X SERIES (CPP) PRESSURE TESTED SANITARY SYSTEMS

**MAXIMUM PIPE SIZES FOR
CPP MAINTENANCE HOLES**